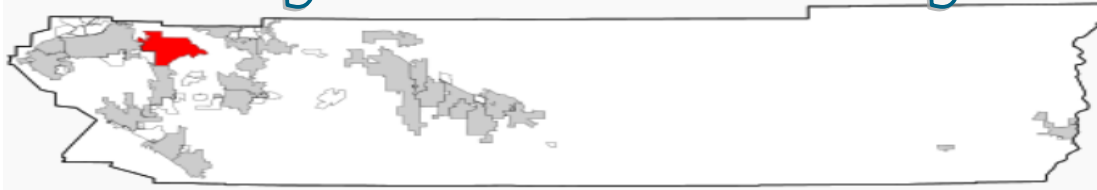



# Healthy Moreno Valley Community Profile



## Demographics

- **Population** 202,976
- **Race/Ethnicity** 41.9% White
- **Median Household Income:** \$ 54,229
- **Poverty Level** 20.1 %

- **Walkability score** 28
- **Farmers markets** 1
- **Number of Parks** 38
- **Geographic location:**  
Western County



## What is Moreno Valley Doing?

The city of Moreno Valley is a rapidly growing city that looks to create a safe, healthy, and prosperous community for its residents. Moreno Valley has aims to utilize Land, community design, schools, library services among other resources to propel the wellbeing of its citizens. City initiatives include the use of open space for preserving natural resources, public health, production of resources and outdoor recreation. Multiuse trails, local parks and recreational facilities are common within Moreno Valley. Upcoming events listed on Moreno valley's main site: [www.moval.org](http://www.moval.org)



## Weight Status

	Moreno Valley	Riverside County	California
Adults with BMI ≥30	30.6%	25.9%	24.8%
Children Overweight for age (2-11 yrs.)	14.3%	13.1%	13.6%
Overweight or obese (12-17 yrs.)	39.7%	35.2%	32.4%

## Health Determinants

### Moreno Valley

- Mental Distress 9.8%
- Food Insecurity 12.8%
- Uninsured (0-17) 3.3%
- Uninsured (18+) 26.4%

### Riverside County


- Mental Distress 8.9%
- Food Insecurity 8.6%
- Uninsured (0-17) 3.6%
- Uninsured (18+) 22.9%

### California

- Mental Distress 7.9%
- Food Insecurity 8.4%
- Uninsured (0-17) 4.2%
- Uninsured (18+) 21.4%

**67.2%**

Of adults in Riverside County consumed fast food at least one time in the last week.



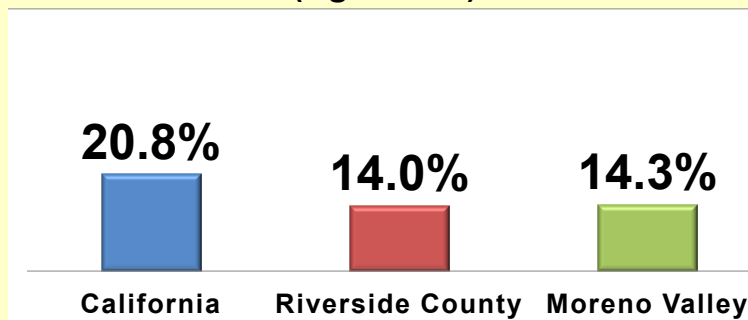
**47.7%**

Of children aged 2-11 in Riverside County eat at least five servings of fruits and vegetables per day.

# Moreno Valley Community Profile

## Active Living

### Regular Physical Activity (Ages 5-17)



### Walked at least 150 min./week (Adults ages 18+)

