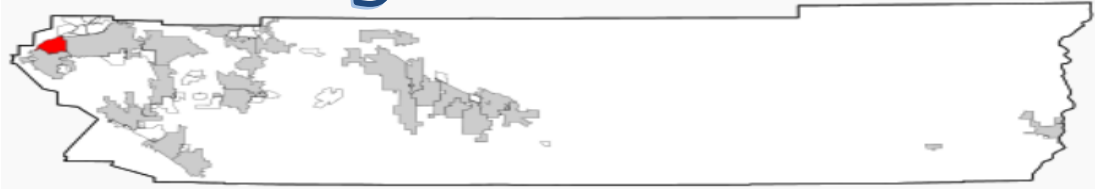


Healthy Norco Community Profile



Demographics

- **Population** 26,959
- **Race/Ethnicity** 76.3% White
- **Median Household Income:** \$ 85,142
- **Poverty Level** 7.1 %
- **Walkability score** 20
- **Farmers markets** 0
- **Number of Parks** 15
- **Geographic location:**
Western County



What is Norco Doing?

The City of Norco is an equestrian oriented community, full of history and active residents. Norco offers various local parks, community centers, equestrian center as well as open space conservancy for the wellbeing of the environment, Norco residents and visitors. The city of Norco provides events at parks for all ages, Equestrian, classes, youth programs, sports leagues, senior programs, and summer camps. A complete guide to activities in Norco can be found by visiting: www.norco.ca.us



Weight Status

	City of Norco	Riverside County	California
Adults with BMI ≥30	23.4%	25.9%	24.8%
Children Overweight for age (2-11 yrs.)	-	13.1%	13.6%
Overweight or obese (12-17 yrs.)	-	35.2%	32.4%

Health Determinants

City of Norco

- Mental Distress 8.7%
- Food Insecurity 4.0%
- Uninsured (0-17) -
- Uninsured (18+) 19.7%

Riverside County


- Mental Distress 8.9%
- Food Insecurity 8.6%
- Uninsured (0-17) 3.6%
- Uninsured (18+) 22.9%

California

- Mental Distress 7.9%
- Food Insecurity 8.4%
- Uninsured (0-17) 4.2%
- Uninsured (18+) 21.4%

67.2%

Of adults in Riverside County consumed fast food at least one time in the last week.



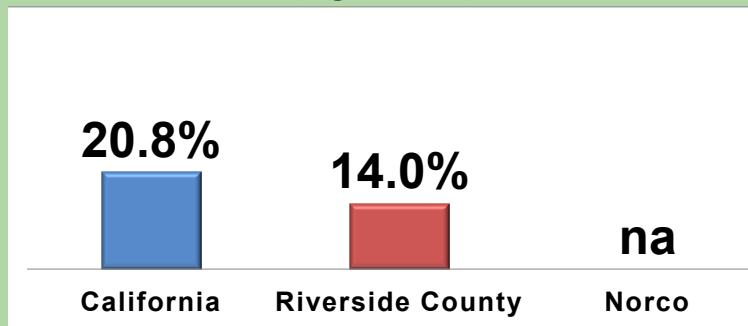
47.7%

Of children aged 2-11 in Riverside County eat at least five servings of fruits and vegetables per day.

Norco Community Profile

Active Living

Regular Physical Activity (Ages 5-17)



Walked at least 150 min./week (Adults ages 18+)

